

Trifocal MICS IOLs



**AT LISA tri 839MP and
AT LISA tri toric 939MP from ZEISS**

The innovative trifocal IOL concept providing
True Living Vision to more patients



We make it visible.

The moment you help your patients
see the whole picture.
This is the moment we work for.



// TRUE LIVING VISION
MADE BY ZEISS

True Living Vision

The story of pictures at an exhibiton

Imagine: being at an exhibition, walking up to an interesting piece of art. You can't see all the details of the picture from the distance. You get closer, but when you start to enter the intermediate vision range the picture gets blurred... You change your glasses and keep moving closer to the work of art until you can see it clearly. Now, with your nose almost touching the painting, you can finally make out the details...

This is what your patients experience every day – vision restrictions getting in the way of life's little pleasures. After all, most of the things we do in our daily lives require good vision at various distances. Eliminating these visual limitations and being able to switch smoothly between near, far and intermediate will offer them more freedom and allow them to enjoy life to the full.

Here is where the ZEISS innovative concept comes into play: an amazing trifocal IOL platform, bringing the multifocal optic design to a completely new level. With its **AT LISA® tri family** ZEISS has achieved outstanding visual results meeting even the highest expectations of cataract, presbyopia and astigmatism patients and offering them a whole new sensation: **True Living Vision**.

Let your patients enjoy the beauty of life with the **ZEISS AT LISA tri family**.
Let them see the whole picture. Let them experience **True Living Vision**.



True Living Vision

Helping your patients to see the whole picture



True Living Vision describes not only excellent visual outcomes, but also the feeling of vision continuity. Within the whole vision spectrum.

True Living Vision allows most patients to live an active life without glasses and enjoy a full range of activities without limitations.



True Living Vision for a comfortable reading distance:
to see all the details.



True Living Vision for outstanding intermediate vision:
to perform most daily activities.

True Living Vision

Enjoy life to the full

Discover the major benefits of the ZEISS AT LISA tri and AT LISA tri toric for your patients...

- The True Living Vision feeling resulting in exceptionally high patient satisfaction
- Spectacle independence for an active life without limitations
- Very good vision at all distances and under all light conditions with outstanding intermediate vision



ZEISS AT LISA tri 839MP



*"I am still amazed how good my vision has become after the operation. Much better than I ever imagined. I can read small print and drive at night without any problems. Before, those activities were a real bother to me ... Now I do not wear glasses at all and feel absolutely free."**


* Patient testimonial

*"The new AT LISA tri toric from ZEISS delivers excellent, predictable visual results at all distances and enables accurate astigmatism correction. Easy to implant and align, the IOL guarantees a stable position in the eye."**



... and the main unique features of the innovative trifocal family concept:

- Additional third focal point for real intermediate vision
- Excellent optical efficiency – day and night
 - asymmetrical light transmittance
 - pupil size independency
 - reduced visual phenomena
- Precise astigmatism correction** with the new ZEISS AT LISA tri toric



ZEISS AT LISA tri toric 939MP

* Patrick Versace, MD, Vision Eye Institute, Sydney, Australia
** Data on file.

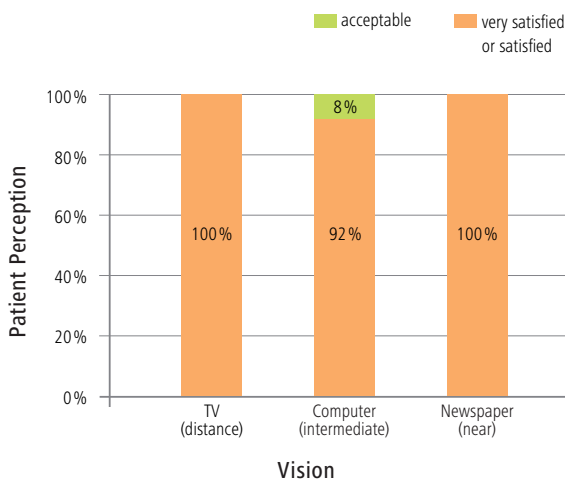


True Living Vision

For happier, more satisfied patients

Freedom from vision restrictions and corrective glasses is the wish of most cataract, presbyopia or astigmatism patients. With the exceptional performance of the ZEISS AT LISA tri family an active life without limitations becomes reality, satisfying the needs of even the most demanding patients.

Postoperative visual acuity at different distances (n = 26)*



Most patients are totally satisfied with the postoperative outcomes and the attained vision quality.

With the ZEISS AT LISA tri family, patients experience enhanced contrast sensitivity resulting in better night vision. Moreover, they report less dysphotopsia and, due to quick neural adaptation*, they can enjoy the benefits of trifocal IOLs shortly after implantation.

In the end, the majority of patients do not need glasses in their daily lives. Spectacle independence after the AT LISA tri implantation reaches nearly 100%.**

* Data on file.

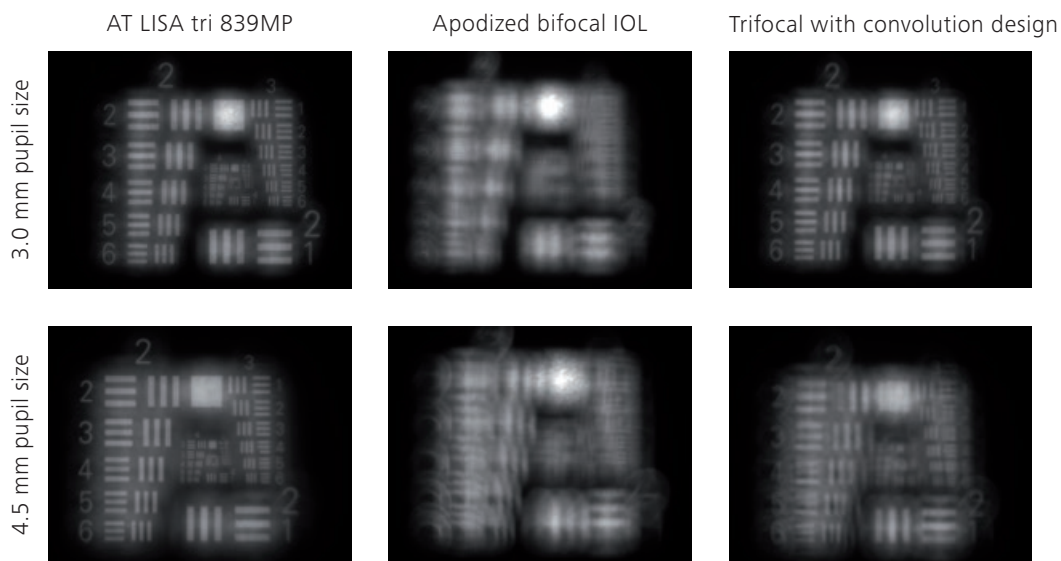
** Please refer to AT LISA tri Clinical Leaflet for more information.

True Living Vision

For a real intermediate vision

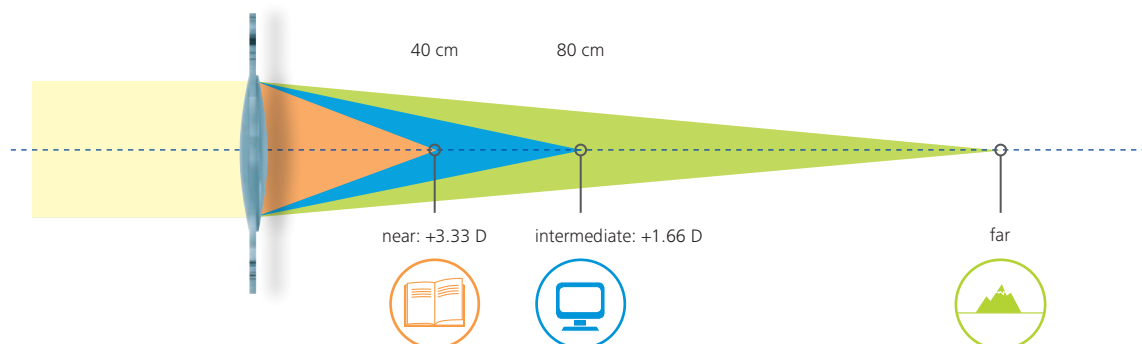
The ZEISS AT LISA tri family offers the outstanding intermediate visual performance that can only be achieved with a real trifocal IOL design.

The superior intermediate vision with the ZEISS AT LISA tri family becomes evident when compared to an apodized bifocal IOL or a trifocal IOL with convolution design.



Comparative optical bench measurements (AFT)

Due to the intermediate addition of +1.66, the ZEISS AT LISA tri family significantly improves visual acuity at the intermediate distance, enabling your patients to feel more comfortable performing daily activities in this vision range.

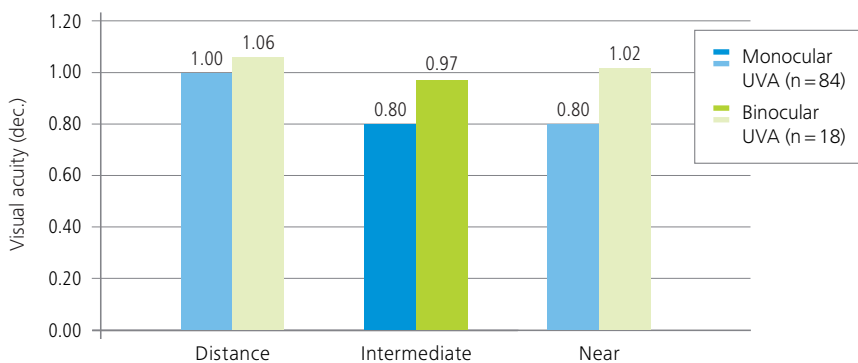


True Living Vision

For excellent optical efficiency...

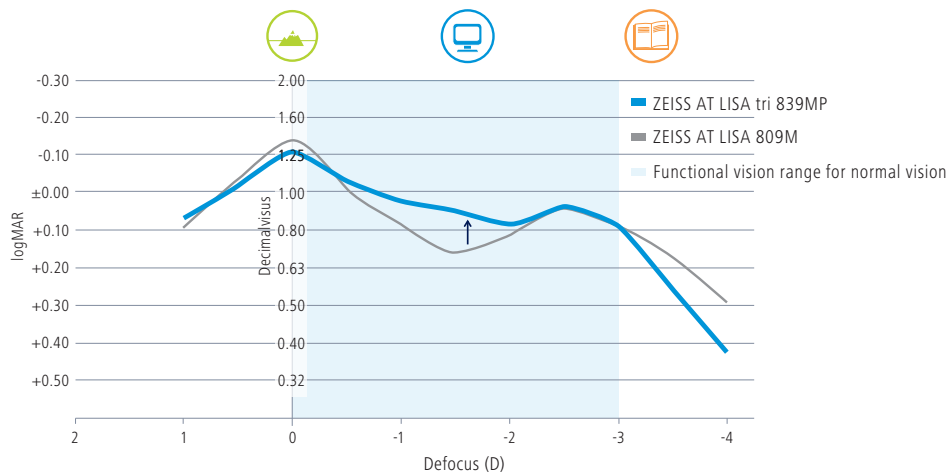
The efficient optical design of the ZEISS AT LISA tri family provides high-resolution images with outstanding contrast sensitivity at all distances and under all light conditions.

The ZEISS AT LISA tri IOLs improve visual acuity over the whole vision range, especially after binocular implantation.



Enhanced intermediate visual acuity, especially after binocular implantation

The ZEISS AT LISA tri family enables a smooth transition between near, intermediate and far. Your patients will be able to switch back and forth between objects at different distances without the need to put on corrective glasses.



Defocus: Visual acuity over a range from 25 cm to ∞ *

* Data on file.

... day

Overall light transmittance

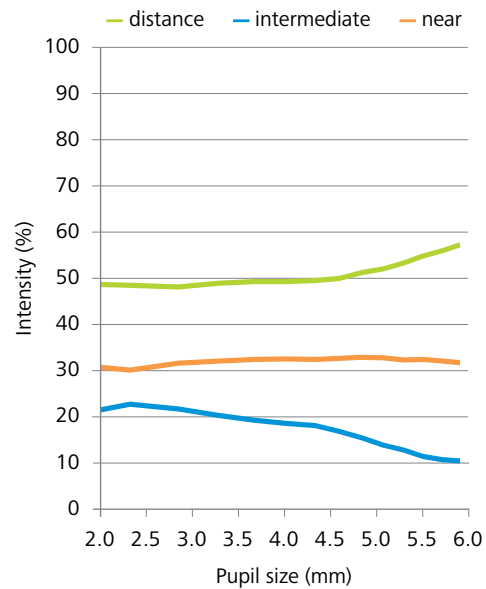
The refractive-diffractive profile designed to enhance intermediate vision over the central optic of the ZEISS AT LISA tri increases the overall efficiency of light transmittance to an average rate of

85.7 %

Asymmetrical light distribution

With a unique asymmetrical light distribution of 50%, 20% and 30% between far, intermediate and near foci, ZEISS AT LISA tri is able to provide more satisfying and predictable visual outcomes for younger patients with active pupils.

30%
50%
20%



AT LISA tri asymmetrical light distribution*

* Data on file.

With the new ZEISS AT LISA tri toric now also astigmatic patients can enjoy the entire vision spectrum with True Living Vision.

Near



Intermediate



Far



... and night

After implantation of a ZEISS AT LISA tri lens nocturnal car trips or reading in a dim light can be performed without obstacles which gives patients more freedom in their daily lives.

Near



Intermediate



Far



... and night

Pupil independence


The maximized, pupil-independent design of the AT LISA tri is based on the proven long-term results of the AT LISA family and ensures consistent optical performance regardless of the lighting conditions.

Improved night vision

The optic design of the AT LISA tri family with trifocal center and bifocal periphery ensures optimized night vision.

Trifocal optic over 4.34 mm

Bifocal from 4.34 to 6.0 mm

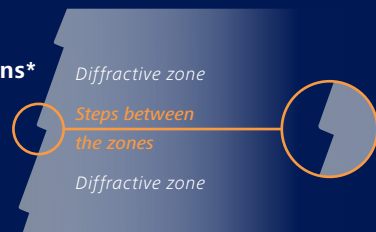


Excellent image quality

Utilizing the proven Smooth Micro Phase technology based on our proven LISA concept for the lens surface, the AT LISA tri optic does not have any sharp angles, resulting in ideal optical image quality with reduced light scattering.

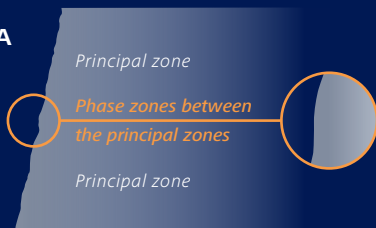
Diffractive lens*

Front profile of a bifocal diffractive lens



ZEISS AT LISA concept*

Front profile of a ZEISS AT LISA lens ("smooth steps")

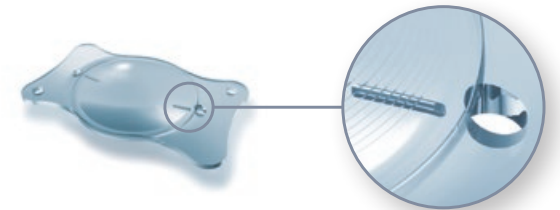


* Data on file.

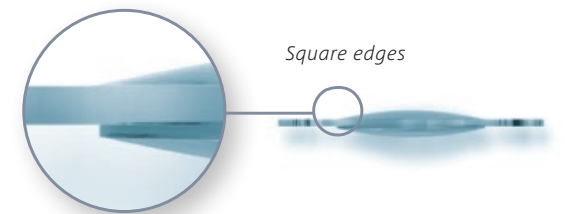
True Living Vision

Much more than a proven optic design

- Clear axis marks on the **posterior side** of the AT LISA tri toric, as well as the 4-haptic design and a non-sticky IOL surface enable an easy bi-directional alignment.
- The equiconvex bitoric optic of AT LISA tri toric improves the optical performance of the lens.
- In addition to its square edge design, the AT LISA tri family also offers a 360 degree anti-PCO barrier for double PCO (Posterior Capsular Opacification) protection.
- Based on the proven ZEISS MICS platform, the ZEISS AT LISA tri family is designed for a micro-incision of 1.8 mm to reduce any unnecessary risk, surgically induced astigmatism and to accelerate the healing process.
- The innovative ZEISS BLUEMIXS® 180 injector combined with the preloaded AT LISA tri or AT LISA tri toric allows easy and safe implantation.



Clear axis marks on the posterior side and multifocal structure on the anterior side



Square edges



AT LISA tri family from ZEISS

Technical specifications



AT LISA tri 839MP preloaded

Optic Design	Trifocal, diffractive, +3.33 D near add and +1.66 D intermediate add at the IOL plane, aspheric (aberration correcting)
Material	Hydrophilic acrylic (25 %) with hydrophobic surface properties
Optic Diameter	6.0 mm
Total Diameter	11.0 mm
Haptic Angulation	0°
Lens Design	Single-piece, MICS
Incision Size	1.8 mm
Company Labeled A-Constant¹	118.6
Diopter Range	0.0 to +32.0 D, 0.5 D increments
ACD	5.32
Implantation in	Bag
Injector / Cartridge Set²	BLUEMIXS 180
Indications	Presbyopia correction in patients with or without cataract (Prelex or CLE)



AT LISA tri toric 939MP preloaded

Optic Design	Trifocal, bitoric, diffractive, +3.33 D near add and +1.66 D intermediate add at the IOL plane, aspheric (aberration correcting)				
Material	Hydrophilic acrylic (25 %) with hydrophobic surface properties				
Optic Diameter	6.0 mm				
Total Diameter	11.0 mm				
Haptic Angulation	0°				
Lens Design	Single-piece, MICS				
Incision Size	1.8 mm				
Company Labeled A-Constant¹	118.8				
Diopter Range	-10.0 to +28.0 D				
	Larger diopter range available as non-preloaded ³				
	<table border="1"> <tr> <td>Sphere</td> <td>-10.0 to +28.0 D, 0.5 D increments</td> </tr> <tr> <td>Cylinder</td> <td>+1.0 to +4.0 D, 0.5 D increments</td> </tr> </table>	Sphere	-10.0 to +28.0 D, 0.5 D increments	Cylinder	+1.0 to +4.0 D, 0.5 D increments
Sphere	-10.0 to +28.0 D, 0.5 D increments				
Cylinder	+1.0 to +4.0 D, 0.5 D increments				
ACD	5.32				
Implantation in	Bag				
Injector / Cartridge Set²	BLUEMIXS 180				
Indications	Presbyopia and astigmatism correction in patients with or without cataract (Prelex or CLE)				

¹ Please refer to our web pages for optimized A-Constants.

² Please refer to our web pages for the most up-to-date references.

³ AT LISA tri toric 939M is available in the diopter ranges: sphere -10.0 to +28.0 D, cyl. +4.5 D to +12.0 D and +28.5 to +32.0 D, cyl. +1.0 D to +12.0 D.



0297 AT LISA 809M
AT LISA tri 839MP
AT LISA tri toric 939M/MP



Carl Zeiss Meditec AG
Goeschwitzer Strasse 51–52
07745 Jena
Germany
www.zeiss.com/contacts
www.zeiss.com/lisa-tri-family



0459 BLUEMIXS 180 Injector



Carl Zeiss Meditec SAS
Avenue Paul Langevin, BP5
17053 La Rochelle Cedex 9
France
www.zeiss.com/contacts
www.zeiss.com/lisa-tri-family



0000002079916



07/2015

EN_32_010_000111

The contents of the brochure may differ from the current status of approval of the product in your country. Please contact our regional representative for more information. Subject to change in design and scope of delivery and as a result of ongoing technical development. AT LISA and BLUEMIXS are either trademarks or registered trademarks of Carl Zeiss Meditec AG. Printed on elemental chlorine-free bleached paper. © Carl Zeiss Meditec AG, 2015. All copyrights reserved.